































Technical Details

	Greenstar 9i System	Greenstar 12i System	Greenstar 15i System	Greenstar 18i System	Greenstar 21i System	Greenstar 24i System
ErP Efficiency Rating						
ErP Data Sheet	Available from Worcester Bosch Directly					
LPG model available						
Wave Compatible *						
Solar Compatible						
Control Options						
Central heating output (kW)	9	12	15	18	21	24
Dimensions (mm) height x width x depth	710 x 400 x 330	710 x 400 x 330	710 x 400 x 330	710 x 400 x 330	710 x 400 x 330	710 x 400 x 330

*With installation of optional built-in diverter valve