









# Technical Details

	Greenstar 30CDi Classic System	Greenstar 35CDi Classic System
ErP Efficiency Rating		
ErP Data Sheet	Available from Worcester Bosch directly	
LPG model available		
Wave Compatible *		
Solar Compatible		
Control Options		
Central heating output (kW)	30	34
Dimensions (mm) height x width x depth	760 x 440 x 360	760 x 440 x 360

\*With installation of optional built-in diverter valve

\*\*The Condensure Siphon has been proven to be effective at preventing frozen condensate at -15°C for a sustained period of 48 hours. 32mm pipework must be used and should not exceed 3 metre